

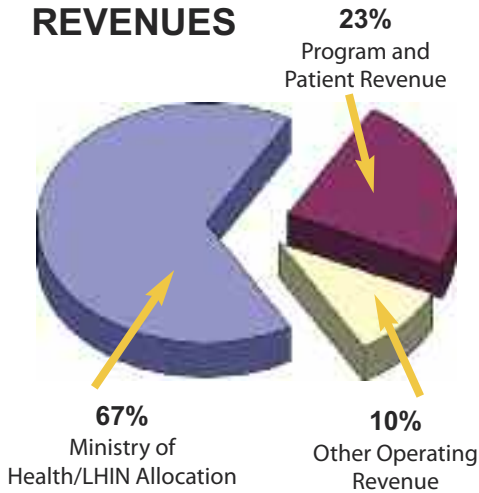
Woodstock General Hospital Trust

Incorporated without share capital under the laws of Ontario

2008/2009 Operating Statement

for 12 months ending March 31, 2009

REVENUES



REVENUES

	2008/2009	2007/2008
Ministry of Health/LHIN Allocation	\$ 42,477,995	\$ 41,932,154
Program and Patient Revenue	15,118,420	12,793,711
Other Operating Revenue	6,106,011	5,816,564
Total	63,672,426	60,542,429

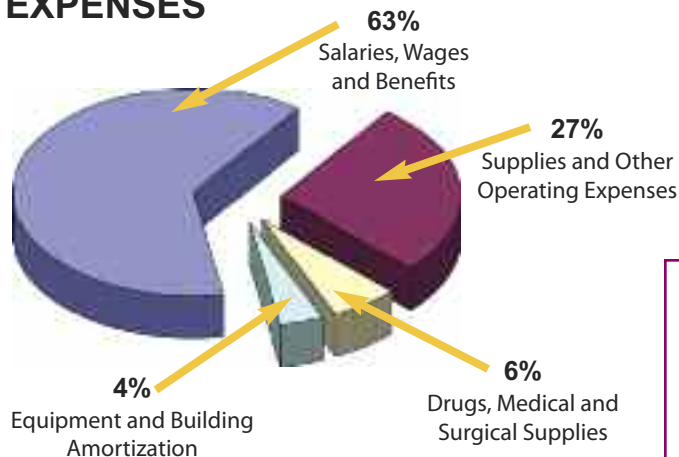
EXPENSES

	2008/2009	2007/2008
Salaries, Wages and Benefits	\$ 42,106,475	\$ 40,690,656
Supplies & other Operating Expenses	18,102,853	16,941,496
Drugs & Medical & Surgical Supplies	4,085,724	4,164,009
Equipment and Building Amortization	2,666,711	2,752,967
Total	66,961,763	63,549,128

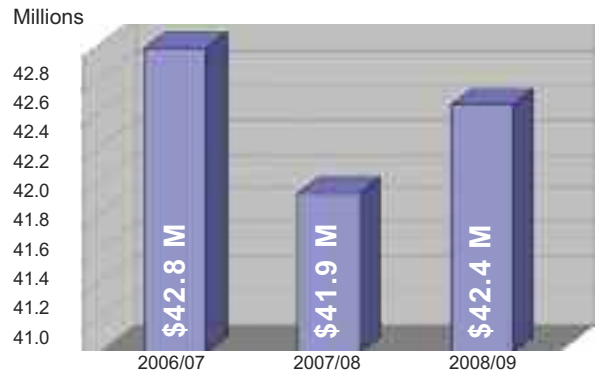
EXCESS (Deficiency) of REVENUE over EXPENSES

	2008/2009	2007/2008
EXCESS (Deficiency) of REVENUE over EXPENSES	(3,289,337)	(3,059,105)

EXPENSES



Ministry of Health/LHIN Allocation



STATISTICS

for 12 months ending March 31, 2009

	2008/2009	2007/2008
Surgical Procedures	7,469	7,461
Admissions	4,847	5,036
Patient Days	40,103	40,527
Births	665	617
Emergency Visits	29,002	28,049
Diagnostic Imaging Exams	50,430	53,538
ECGs	9,825	9,554
Renal Dialysis Treatments	4,591	4,644
Total Hip Replacements	94	111
Total Knee Replacements	113	131
Eye Lens Implants	972	924
Mental Health Visits	16,238	14,643
Out-patient Clinic Visits	19,491	19,311

The audited financial statements are available upon request from the Finance Department. Please call 519-421-4219 to obtain a copy